



PestWest® Electronics Limited  
Denholme Drive, Ossett,  
West Yorkshire, WF5 9NB, UK  
Tel: +44 (0) 1924 268500  
Fax: +44 (0) 1924 273591  
Email: [info@pestwest.com](mailto:info@pestwest.com)  
[www.pestwest.com](http://www.pestwest.com)

## **PESTWEST CHAMELEON EX G FLYING INSECT CONTROL EQUIPMENT**

To whom it may concern,

Please find enclosed a copy of **EC Type Examination Certificate: INERIS IIATEX 0052X** dated 24<sup>th</sup> November 2011 relating to the Chameleon EX G flytrap. The Chameleon EX G flytrap is designed for use in **zones 2 and 1** (atmospheres where flammable gases / vapours are likely to arise) and suitable for use in **zones 22 and 21**, (atmospheres where combustible dust / powder is likely to arise) according to the **latest ATEX Directives 99/92/EC and 94/9/EC**.

It should be noted that the integral design of the Chameleon EX G flytrap incorporates an ATEX certified flameproof fluorescent light fitting provided by DTS, France. The light fitting type is **XFP** and the Model used is **XFP220V**, which can be found in the **INERIS IIATEX 0052X** certificate. The Chameleon EX G has been developed in partnership with DTS and their **XFP220V** fluorescent light fitting.

The components added to convert the XFP220V to the Chameleon EX G fly trap, are external to the XFP220V. This model and all safety critical components and features that are the basis upon which the Certificate was issued, have not been modified in any way that would compromise the accreditation.

Yours faithfully,

A handwritten signature in black ink, appearing to read 'John L. Greening', with a long horizontal flourish extending to the right.

John.L.Greening  
Technical Director  
PestWest Electronics Limited.



- (2) **Equipment and protective systems intended for use in potentially explosive atmospheres  
Directive 94/9/EC**

(1) **EC-TYPE EXAMINATION CERTIFICATE**

- (3) Number of the EC type examination certificate: **INERIS 11ATEX0052X**

- (4) Equipment or protective system:

**FLAMEPROOF LIGHTING FIXTURES OR AUTONOMOUS  
SAFETY BLOCKS TYPE XFP... or XEP... or XEL...AI or XEL...SI**

- (5) Manufacturer: **D.T.S.**

- (6) Address: **Z.I Parc d'activités de la Gare  
F-77831 OZOIR LA FERRIERE Cedex**

- (7) This equipment or protective system and any other acceptable alternative of this one are described in the annex of this certificate and the descriptive documents quoted in this annex.

- (8) INERIS, notified body and identified under number 0080, in accordance with article 9 of Council Directive 94/9/EC of the 23<sup>rd</sup> March 1994, certifies that this equipment or protective system fulfils the Essential of Health and Safety Requirements relating to the design and construction of equipment and protective systems intended for use in potentially explosive atmospheres, described in annex II of the Directive.

The examinations and the tests are consigned in report No 025328/11.


- (9) The respect of the Essential Health and Safety Requirements is ensured by:

- conformity with:

EN 60079-0 : 2009  
EN 60079-1 : 2007  
EN 60079-7 : 2007  
EN 61241-0 : 2006  
EN 61241-1 : 2004

- specific solutions adopted by the manufacturer to meet the Essential Health and Safety Requirements described in the descriptive documents.

- (10) Sign X, when it is placed following the Number of the EC type examination certificate, indicates that this equipment and protective system is subjected to the special conditions for safe use, mentioned in the annex of this certificate.
- (11) This EC type examination certificate relates only to the design, examination and tests of the specified equipment or protective system in accordance to the directive 94/9/EC. Further requirements of the Directive apply to the manufacturing process and supply of this equipment or protective system, these are not covered by this certificate.
- (12) The marking of the equipment or the protective system will have to contain:

 II 2 GD

Verneuil-en-Halatte, 2011.11.24



Director of the Certifying Body,  
By delegation  
T. HOUeix  
Certification Officer  
Certification Division

(13)

## ANNEX

(14)

**EC TYPE EXAMINATION CERTIFICATE N° INERIS 11ATEX0052X**

(15)

### DESCRIPTION OF THE EQUIPMENT OR THE PROTECTIVE SYSTEM

Tubular lighting fixtures or autonomous safety blocks protected by flameproof enclosure “Ex d” fitted with increased safety terminal box “Ex e” and intended to contain the lamps defined here after.

The tubes could be made in glass or polycarbonate.

The equipment owns the protection degrees IP66 according to the standard EN 60529

### PARAMETERS RELATING TO THE SAFETY

Supply voltage:

- Lighting fixtures type XFP... : 100V, 110V, 127V, 220V, 230V, 240V (AC) 50/60 Hz or 110V (CC)
- Lighting fixtures type XEP... : 100V, 110V, 127V, 220V, 230V, 240V (AC) - 50/60 Hz
- Autonomous safety blocks XEL...AI or XEL...SI with battery : 110V, 230V (AC) - 50/60 Hz or 48V to 110V (CC)

Table 1: Autonomous security block type XEL

Type of lighting fixture		Power of the lamp	Gas group	Temperature class (gas)/ Dust T°	Delay before opening
XEL	80AI or 80SI	1x6W	IIC	T6 /T80°C	NA
	300AI or 300SI	1x8W	IIC	T6 /T80°C	NA

Table 2: Lighting fixtures type XFP..., XEP...

Type of lighting fixture	Power of the lamp	Gas group		Temperature class (gas) / Dust T°		Delay before opening (min)		
		Glass tube	PC tube	without opening delay	with opening delay	T.amb < 40°C	T.amb < 55°C	
XFP	120	1x18/20W	IIC	IIC	T3/T195°C	T6/ T80°C	25	55
	140	1x36/40W	IIB	IIC	T3/T195°C	T6/ T80°C	45	55
	136	1x36W PL	IIC	IIC	T3/T195°C	T6/ T80°C	45	55
	155	1x55W PL	IIC	IIC	T3/T195°C	T6/ T80°C or T5/T95°C (*)	45	55
	165	1x58/65W	IIB	IIC	T3/T195°C	T6/ T80°C	45	55
	220	2x18/20W	IIC	IIC	T3/T195°C	T6/ T80°C	25	55
	236	2x36 W PL	IIC	IIC	T3/T195°C	T6/ T80°C	45	55
	240	2x36/40W	IIB	IIC	T3/T195°C	T6/ T80°C	45	55
	255	2x55W PL	IIC	IIC	T3/T195°C	T6/ T80°C or T5/T95°C (*)	45	55
	265	2x58/65W	IIB	IIC	T3/T195°C	T6/ T80°C	45	55
XEP	300/8 or 300/8 N	1x8W	IIC	IIC	T4/T130C	T6/ T80°C	20	35
	300/28	2x8W	IIC	IIC	T4 T130C	T6/ T80°C	20	35
	300/11	1x7/9/11W PL	IIC	IIC	T4 T130C	T6/ T80°C	20	35
	120	1x18 W PL	IIC	IIC	T4 T130C	T6/ T80°C	20	35
	220	2x18 W PL	IIC	IIC	T3/T195°C	T6/ T80°C or T5/T95°C (*)	30	50

(\*) For these versions the lamps should be at the bottom. The temperature class is T6 under a voltage from 100V to 230V and T5 under 240V.

When electronic ballast are used the delay before opening is 25 min (except for lamp 55W PL-230V)

## **MARKING**

Marking has to be readable and indelible; it has to include the following indications:

A) For autonomous safety blocks type XEL...

D.T.S.


F-77831 OZOIR LA FERRIERE Cedex

XEL...(\*)

INERIS 11ATEX0052X

(Serial number)

(Year of construction)

 II 2 GD

Ex d IIC T6 Gb

Ex tD A21 IP6X T80°C

T. amb : if -20°C to 55°C

On the lamp compartment the symbol "d"

On the cover of the terminal box the symbol "e"

(Rated voltage and rated current and/or rated power)

Cable entries: see instructions

**WARNINGS:** DO NOT OPEN WHEN ENERGIZED  
DO NOT OPEN IF AN EXPLOSIVE ATMOSPHERE IS PRESENT

For the versions with polycarbonate tube :

POTENTIAL ELECTROSTATIC CHARGING HAZARD - SEE INSTRUCTIONS

(\*) The dots are replaced by a codification according to the manufacturing variations. The different types are indicated in the descriptive documents

B) For Lighting fixtures type XFP/XEP/XEL...

D.T.S.


F-77831 OZOIR LA FERRIERE Cedex

XFP... or XEP... or XEL...(\*)

INERIS 11ATEX0052X

(Serial number)

(Year of construction)

 II 2 GD

Ex d II(\*\*) T(\*\*) Gb

Ex tD A21 IP6X T(\*\*)

T. amb : If -20°C to 55°C

On the lamp compartment the symbol "d"

On the cover of the terminal box the symbol "e"

(Rated voltage and rated current and/or rated power)

Cable entries : see instructions

**WARNINGS:** DO NOT OPEN WHEN ENERGIZED  
AFTER DE-ENERGEZING, WAIT (\*\*) MINUTES BEFORE OPENING

For the versions with polycarbonate tube :

POTENTIAL ELECTROSTATIC CHARGING HAZARD - SEE INSTRUCTIONS

(\*) The dots are replaced by a codification according to the manufacturing variations. The different types are indicated in the descriptive documents

(\*\*) See table 2

Marking may be carried out in the language of the country of use.

The protective system or equipment has also to carry the marking normally stipulated by its construction standards.

**ROUTINE EXAMINATIONS AND TESTS**

For the lamp compartment:

In accordance with clause 16.1 of the EN 60079-1 standard, each apparatus defined above has to have successfully passed before delivery an overpressure test of a period comprised between 10 and 60 seconds under:

Type of enclosure	Overpressure value
XFR140V, XFF240V	7 bars
XFR 165V, XFF165V	8.1 bars
XFR120V, XFR136V, XFR155V, XFF220V, XFF236V, XFF255V	9 bars
XFR120, XFR136, XFR155, XFF220, XFF236, XFF255	11.4 bars
XEL...	11.5 bars
XFR 140, XFF240	12 bars
XFR 165, XFF265	13.2 bars

For the terminal box:

In accordance with clause 7.1 of the EN 60079-7 standard, each apparatus defined above has to have successfully passed; before delivery a dielectric test strength on each of the different circuits of the connection units, performed according to the relevant standards, the supply voltage shall applied during one minute.

**(16) DESCRIPTIVE DOCUMENTS**

The descriptive documents quoted hereafter constitute the technical documentation of the equipment, subject of this certificate.

- Technical file n° 11.10.07.129 rev 0(16 rubrics)                      dated and signed on 2011.10.07
- Instruction and maintenance notice NT 12 rev 3 (3 pages)      dated and signed on 2011.11.18
- Instruction and maintenance notice NT 06 rev 7 (15 pages)      dated and signed on 2011.10.18

**(17) SPECIAL CONDITIONS FOR SAFE USE**

- The width of flameproof joints is more than the values specified in tables 3 and 4 of the standard EN 60079-1.
- During the installation, the user will take into consideration that the equipment underwent only a shock corresponding to an energy of a low risk
- For the risk from electrostatic discharge, the user will have to read the instructions.

The other conditions are stipulated in the instructions.

**(18) ESSENTIAL SAFETY AND HEALTH REQUIREMENTS**

The respect of the Essential Health and Safety Requirements is ensured by:

- Conformity to the standards quoted in clause (9).
- All provisions adopted by the manufacturer and defined in the descriptive documents.